


12TH ANNUAL BULL SALE | 2:00PM

APRIL 27, 2024

WIWA CREEK FARMS | RUSH LAKE SK



WIWA  
CREEK

# WIWA CREEK ANGUS BULL SALE

APRIL 27TH, 2024 | 2:00PM | WIWA CREEK FARMS | RUSH LAKE, SK

## SALE DAY INFORMATION

If you have any questions, require assistance or for sight unseen, please contact the following.

### SALE STAFF

Owner/Operator	Jonathan Thomason 306-774-4006
Consignor	Blaine Switzer 306-741-0401
Castlerock Marketing	Shane Castle 306-741-7485
Castlerock Marketing	Mark Forsyth 306-784-7844
Auctioneer	Donnie Peacock 306-662-8288
Ringmen	Brett Jensen 306-741-8331
Heartland Livestock Services	Lee Crowley 306-741-5701

### INSURANCE

L.T. Agencies	Larry Toner 306-932-4866
---------------	--------------------------

### ONLINE



www.dlms.ca

If you are not able to attend the sale, no problem. Bidding and viewing will be available with DLMS. Please register for your free account by going to [www.dlms.ca](http://www.dlms.ca) and navigating to the Create Account tab. If you would like to be approved to bid, login, find our sale to enter and click "sign up to bid". For any questions please contact

**SARAH HASSON 306-681-5340**

[sarah@goldenthread.ca](mailto:sarah@goldenthread.ca)

### ACCOMODATIONS

Comfort Inn	306-778-3994
-------------	--------------

## BROUGHT TO YOU BY

**WIWA CREEK FARMS** Jonathan and Kyla Thomason  
| Rush Lake, SK | (J) 306-774-4006 | (K) 306-750-0401  
| [jthomason@sasktel.net](mailto:jthomason@sasktel.net) | [kylalorin@me.com](mailto:kylalorin@me.com)

**SWITZER ANGUS** Blaine and Glenna Switzer  
| Swift Current, SK | (B) 306-741-0401 | (G) 306-741-1400

| **DELIVERY:** Bulls will be delivered to the buyers promptly after the sale. We ask that buyers please bring your trailer for same day take home.

| **TERMS:** Terms of the sale are cash or cheque. Every animal sells to the highest bidder and in case of dispute, the auctioneer's decision will be final. The right of property shall not pass until after settlement has been made.

| **ANNOUNCEMENTS:** All announcements made from the auction block will take precedence over the printed material in the catalogue.

| **BREEDERS GUARANTEE:** All guarantees fall under the provisions outlined by the Canadian Angus Association. In cases where animal is subjected to any hormonal or surgical reproduction technique after the sale, the guarantee is null and void.

| **HEALTH:** All animals in the sale have met all necessary health requirements and are in a complete vaccination program.

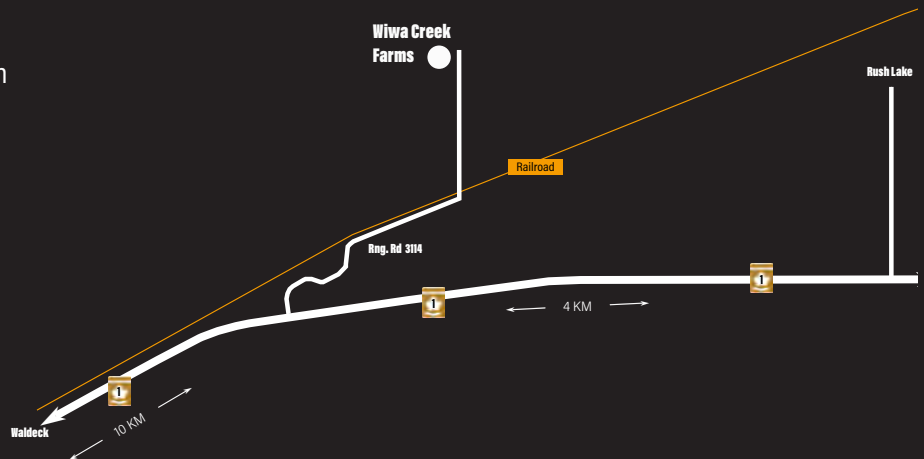
| **LIABILITIES:** The sellers or facility owners assume no liability or otherwise for any accidents that occur.

### | DIRECTIONS: From Swift Current

- ▶ East on Trans Canada Highway
- ▶ Ranch access is 10km east of Waldeck, turn North on Range Road 3114
- ▶ Follow the gravel road
- ▶ Turn North at the first crossing over the railway tracks.

### | DIRECTIONS: From Moose Jaw

- ▶ West on the Trans Canada Highway
- ▶ Ranch access is 4km past the Rush Lake access
- ▶ Turn North onto Range Road 3114
- ▶ Follow the gravel road and turn North at the first crossing over the railway tracks





# Welcome

## - 12TH ANNUAL BULL SALE -

April 27th marks our 12th Anniversary Bull Sale in which the goals have never swayed in the type of cattle we are raising to fit our needs and goals but also our customers. The Wiwa Creek and Switzer offering provides the basics from cows that will raise a healthy, good doing calf and rebreed in an appropriate amount of time. Environmental challenges have raised the bar on the quality of cows that endured the test and likewise the commercial cowherds are better for it. The bulls have been developed as always on long hay and a balanced pellet ration developing them for the long game.



Thank you to Switzer Angus, for again consigning to the sale with another strong group of bulls that have been well accepted. Not only great sale partners but great friends over the years that make this event just a little more enjoyable.

The bulls are available to see at your leisure prior to the sale and we invite you to stop by anytime to see them.

*Jonathon Thomason*



WALDNER ANGUS BEEF 007H - HERDSIRE



S A V AMERICAN LEGION 0231 - HERDSIRE

**SALE BULL VIDEOS CAN BE VIEWED ONLINE AT [CASTLEROCKMARKETING.COM](http://CASTLEROCKMARKETING.COM)**



# Feature 1

## WIWA CREEK ANGUS BEEF 1'23

| 2353955 | JT 1L | MAR 15 2023 |



PERF	BW	WW	EPDS	CE	BW	WW	YW	MILK
	89	735		2.3	4.1	50	86	24

WIWA CREEK ANGUS BEEF 611'16  
**WALDNER ANGUS BEEF 007H**  
 WIWA CREEK KINCHTRY 1815  
  
 S A V HARVEST MOON 2244  
**WIWA CREEK BELLEMERE 520'15**  
 WIWA CREEK BELLEMERE 243'12

S A V ANGUS BEEF 3231  
 WIWA CREEK TILDA 422'14  
 PEAK DOT NO DOUBT 207D  
 WIWA CREEK KINCHTRY 653'16  
 S A V HARVESTOR 0338  
 S A V PRIMROSE 9827  
 WIWA CREEK MONARCH 53'08  
 WIWA CRK BELLEMERE 25G 306'03



WALDNER ANGUS BEEF 007H - SIRE

# 2

## WIWA CREEK ANGUS BEEF 2'23

| 2353956 | JT 2L | MAR 15 2023 |

WIWA CREEK ANGUS BEEF 611'16  
**WALDNER ANGUS BEEF 007H**  
 WIWA CREEK KINCHTRY 1815  
  
 THUNDER CREEK DENSITY 40Y  
**WIWA CREEK BARDAL 109'16**  
 WIWA CREEK BARDAL 82'13

S A V ANGUS BEEF 3231  
 WIWA CREEK TILDA 422'14  
 PEAK DOT NO DOUBT 207D  
 WIWA CREEK KINCHTRY 653'16  
 S A V 004 DENSITY 4336  
 THUNDER CREEK RUBY 73P  
 SOO LINE MOTIVE 9016  
 WIWA CREEK BARDAL 71'10

PERF	BW	WW	EPDS	CE	BW	WW	YW	MILK
	87	700		5.0	2.8	47	78	56

# 3

## WIWA CREEK ANGUS BEEF 32'23

| 2353960 | JT 32L | MAR 26 2023 |

WIWA CREEK ANGUS BEEF 611'16  
**WALDNER ANGUS BEEF 007H**  
 WIWA CREEK KINCHTRY 1815  
  
 S A V 707 RITO 9969  
**WIWA CREEK TILDA 318'13**  
 WIWA CREEK TILDA 48G 109'01

S A V ANGUS BEEF 3231  
 WIWA CREEK TILDA 422'14  
 PEAK DOT NO DOUBT 207D  
 WIWA CREEK KINCHTRY 653'16  
 RITO 707 OF IDEAL 3407 7075  
 BR POLLY 8077-472  
 EARLY SUNSET BANDOLIER 84H  
 WIWA CREEK TILDA 17D 48'97

PERF	BW	WW	EPDS	CE	BW	WW	YW	MILK
	92	705		0.5	3.8	49	87	22



# Feature 4

## WIWA CREEK ANGUS BEEF 6'23

| 2353957 | JT 6L | MAR 17 2023 |



PERF	BW	WW	EPDS	CE	BW	WW	YW	MILK
	91	750		4.5	2.3	52	86	24

WIWA CREEK ANGUS BEEF 611'16  
**WALDNER ANGUS BEEF 007H**  
 WIWA CREEK KINCHTRY 1815

S A V ANGUS BEEF 3231  
**WIWA CREEK TILDA 511'15**  
 WIWA CREEK TILDA 350'13

S A V ANGUS BEEF 3231  
 WIWA CREEK TILDA 422'14  
 PEAK DOT NO DOUBT 207D  
 WIWA CREEK KINCHTRY 653'16  
 S A V ANGUS VALLEY 1867  
 S A V BLACKBIRD 9057  
 SOO LINE MOTIVE 9016  
 WIWA CREEK TILDA 923'09

# 5 | WIWA CREEK ANGUS BEEF 48'23

| 2353962 | JT 48L | MAR 30 2023 |

WIWA CREEK ANGUS BEEF 611'16  
**WALDNER ANGUS BEEF 007H**  
 WIWA CREEK KINCHTRY 1815

TOWN N COUNTRY GRAND SLAM 10B  
**WIWA CREEK LASS 45'17**  
 WIWA CREEK LASS 16'09

S A V ANGUS BEEF 3231  
 WIWA CREEK TILDA 422'14  
 PEAK DOT NO DOUBT 207D  
 WIWA CREEK KINCHTRY 653'16  
 WIWA CREEK ESCALADE 815'08  
 BROOKMORE HEROINE 43T  
 SAR WATERTON WILLY 14T  
 WIWA CREEK LASS 43'07

PERF	BW	WW	EPDS	CE	BW	WW	YW	MILK
	84	690		2.0	3.5	47	78	21

# 6 | WIWA CREEK ANGUS BEEF 85'23

| 2353988 | JT 85L | APR 15 2023 |

WIWA CREEK ANGUS BEEF 611'16  
**WALDNER ANGUS BEEF 007H**  
 WIWA CREEK KINCHTRY 1815

S A V HARVEST MOON 2244  
**WIWA CREEK KARAMA 633'16**  
 WIWA CREEK JAYDE 126'11

S A V ANGUS BEEF 3231  
 WIWA CREEK TILDA 422'14  
 PEAK DOT NO DOUBT 207D  
 WIWA CREEK KINCHTRY 653'16  
 S A V HARVESTOR 0338  
 S A V PRIMROSE 9827  
 SOO LINE MOTIVE 9016  
 WIWA CREEK JAYDE 730'07

PERF	BW	WW	EPDS	CE	BW	WW	YW	MILK
	84	700		3.0	3.4	52	89	24



# 7

## WIWA CREEK ANGUS BEEF 41'23

2353961 | JT 41L | MAR 28 2023



WIWA CREEK ANGUS BEEF 611'16  
**WALDNER ANGUS BEEF 007H**

WIWA CREEK KINOCOTRY 1815

S A V HARVEST MOON 2244

**WIWA CREEK TILDA 1746**

WIWA CREEK TILDA 138'11

S A V ANGUS BEEF 3231  
WIWA CREEK TILDA 422'14  
PEAK DOT NO DOUBT 207D  
WIWA CREEK KINOCOTRY 653'16  
S A V HARVESTOR 0338  
S A V PRIMROSE 9827  
SOO LINE MOTIVE 9016  
WIWA CREEK TILDA 806'08

PERF	BW	WW	EPDS	CE	BW	WW	YW	MILK
	92	705		3.5	3.3	55	94	25

# 8

## WIWA CREEK ANGUS BEEF 55'23

2353965 | JT 55L | APR 03 2023



WIWA CREEK ANGUS BEEF 611'16  
**WALDNER ANGUS BEEF 007H**

WIWA CREEK KINOCOTRY 1815

LAZY JB TOLD YA SO 6225

**WIWA CREEK TILDA 1934**

WIWA CREEK TILDA 529'15

S A V ANGUS BEEF 3231  
WIWA CREEK TILDA 422'14  
PEAK DOT NO DOUBT 207D  
WIWA CREEK KINOCOTRY 653'16  
KR O CANADA  
LAZY JB QUEEN 225  
S A V HARVEST MOON 2244  
WIWA CREEK TILDA 138'11

PERF	BW	WW	EPDS	CE	BW	WW	YW	MILK
	85	720		3.0	3.6	54	91	24

# 9

## WIWA CREEK ANGUS BEEF 63'23

2353966 | JT 63L | APR 06 2023



WIWA CREEK ANGUS BEEF 611'16  
**WALDNER ANGUS BEEF 007H**

WIWA CREEK KINOCOTRY 1815

THUNDER CREEK DENSITY 40Y

**WIWA CREEK EVERGREEN 18'13**

WIWA CREEK EVERGREEN 5'07

S A V ANGUS BEEF 3231  
WIWA CREEK TILDA 422'14  
PEAK DOT NO DOUBT 207D  
WIWA CREEK KINOCOTRY 653'16  
S A V 004 DENSITY 4336  
THUNDER CREEK RUBY 73P  
SWITZ MONARCH 7R  
WIWA CREEK EVERGREEN 23J 40'23J

PERF	BW	WW	EPDS	CE	BW	WW	YW	MILK
	87	725		5.5	2.9	46	78	20



# Feature 10

## WIWA CREEK ANGUS BEEF 7'23

| 2353958 | JT 7L | MAR 18 2023 |



PERF	BW	WW
	88	725

EPDS	CE	BW	WW
	4.5	4.9	49
	YW	MILK	
	87	23	

WIWA CREEK ANGUS BEEF 611'16  
**WALDNER ANGUS BEEF 007H**  
 WIWA CREEK KINCHTRY 1815

S A V ANGUS BEEF 3231  
 WIWA CREEK TILDA 422'14  
 PEAK DOT NO DOUBT 207D  
 WIWA CREEK KINCHTRY 653'16

THUNDER CREEK DENSITY 40Y  
**WIWA CREEK BARDAL 101'16**  
 WIWA CREEK BARDAL 98'14

S A V 004 DENSITY 4336  
 THUNDER CREEK RUBY 73P  
 SOO LINE SENATOR 501X  
 WIWA CREEK BARDAL 76'12

# Feature 11

## WIWA CREEK ANGUS BEEF 80'23

| 2353969 | JT 80L | APR 11 2023 |



PERF	BW	WW
	87	730

EPDS	CE	BW	WW
	6.0	2.6	45
	YW	MILK	
	78	23	

WIWA CREEK ANGUS BEEF 611'16  
**WALDNER ANGUS BEEF 007H**  
 WIWA CREEK KINCHTRY 1815

S A V ANGUS BEEF 3231  
 WIWA CREEK TILDA 422'14  
 PEAK DOT NO DOUBT 207D  
 WIWA CREEK KINCHTRY 653'16

THUNDER CREEK DENSITY 40Y  
**WIWA CREEK ERICA 22'17**  
 WIWA CREEK ERICA 65'10

S A V 004 DENSITY 4336  
 THUNDER CREEK RUBY 73P  
 WIWA CREEK FULLBACK 19'07  
 WIWA CREEK ERICA 81'06



# Feature 12

## WIWA CREEK LEGION 84'23

| 2353983 | JT 84L | APR 13 2023 |



PERF	BW	WW	EPDS	CE	BW	WW	YW	MILK
	86	705		2.0	3.0	66	115	24

S A V AMERICA 8018  
**S A V AMERICAN LEGION 0231**  
 S A V EMBLYNETTE 3628

S A V HARVEST MOON 2244  
**WIWA CREEK TILDA 529'15**  
 WIWA CREEK TILDA 138'11

S A V PRESIDENT 6847  
 S A V MADAME PRIDE 0075  
 S A V 707 RITO 9969  
 S A V EMBLYNETTE 7415  
 S A V HARVESTOR 0338  
 S A V PRIMROSE 9827  
 SOO LINE MOTIVE 9016  
 WIWA CREEK TILDA 806'08



S A V AMERICAN LEGION 0231 - SIRE

# 13

## WIWA CREEK LEGION 33'23

| 2353973 | JT 33L | MAR 26 2023 |

S A V AMERICA 8018  
**S A V AMERICAN LEGION 0231**  
 S A V EMBLYNETTE 3628

SOO LINE SENATOR 501X  
**WIWA CREEK EVERGREEN 343'13**  
 WIWA CREEK EVERGREEN 113'11

S A V PRESIDENT 6847  
 S A V MADAME PRIDE 0075  
 S A V 707 RITO 9969  
 S A V EMBLYNETTE 7415  
 S A V BISMARCK 5682  
 WERNER ROYAL LASS 4218  
 WIWA CREEK MONARCH 53'08  
 WIWA CREEK EVERGREEN 728'07

PERF	BW	WW	EPDS	CE	BW	WW	YW	MILK
	95	720		-1.5	5.1	56	107	23

# 14

## WIWA CREEK LEGION 35'23

| 2353974 | JT 35L | MAR 26 2023 |

S A V AMERICA 8018  
**S A V AMERICAN LEGION 0231**  
 S A V EMBLYNETTE 3628

SOO LINE SENATOR 501X  
**WIWA CREEK EVERGREEN 433'14**  
 WIWA CREEK TILDA 929'09

S A V PRESIDENT 6847  
 S A V MADAME PRIDE 0075  
 S A V 707 RITO 9969  
 S A V EMBLYNETTE 7415  
 S A V BISMARCK 5682  
 WERNER ROYAL LASS 4218  
 ANNA'S STUDMUFFIN 102S  
 WIWA CREEK TILDA 514'05

PERF	BW	WW	EPDS	CE	BW	WW	YW	MILK
	86	690		1.0	3.5	55	98	22





15

WIWA CREEK LEGION 28'23

| 2353972 | JT 28L | MAR 25 2023 |

S A V AMERICA 8018  
**S A V AMERICAN LEGION 0231**  
 S A V EMBLYNETTE 3628

LAZY JB TOLD YA SO 6225  
**WIWA CREEK BLACKBIRD 26'18**  
 WIWA CREEK BLACKBIRD 85'08

S A V PRESIDENT 6847  
 S A V MADAME PRIDE 0075  
 S A V 707 RITO 9969  
 S A V EMBLYNETTE 7415  
 KR O CANADA  
 LAZY JB QUEEN 225  
 SWITZ MONARCH 7R  
 WIWA CREEK BLACKBIRD 61'06

PERF	BW	WW	EPDS	CE	BW	WW	YW	MILK
	82	730		3.0	2.6	59	103	21



16

WIWA CREEK LEGION 4'23

| 2353987 | JT 4L | MAR 16 2023 |

S A V AMERICA 8018  
**S A V AMERICAN LEGION 0231**  
 S A V EMBLYNETTE 3628

WIWA CREEK MONARCH 53'08  
**WIWA CREEK FAVORITE 116'11**  
 WIWA CREEK FAVORITE 632'06

S A V PRESIDENT 6847  
 S A V MADAME PRIDE 0075  
 S A V 707 RITO 9969  
 S A V EMBLYNETTE 7415  
 SWITZ MONARCH 7R  
 WIWA CREEK ERICA 81'06  
 MVF WIDESPREAD 273P  
 SANDY BAR FAVORITE 8K

PERF	BW	WW	EPDS	CE	BW	WW	YW	MILK
	92	720		-0.5	3.4	58	98	22



17

WIWA CREEK LEGION 46'23

| 2353977 | JT 46L | MAR 29 2023 |

S A V AMERICA 8018  
**S A V AMERICAN LEGION 0231**  
 S A V EMBLYNETTE 3628

THUNDER CREEK DENSITY 40Y  
**WIWA CREEK BARDAL 8'17**  
 WIWA CREEK BARDAL 92'14

S A V PRESIDENT 6847  
 S A V MADAME PRIDE 0075  
 S A V 707 RITO 9969  
 S A V EMBLYNETTE 7415  
 S A V 004 DENSITY 4336  
 THUNDER CREEK RUBY 73P  
 WIWA CREEK NET WORTH 38'12  
 WIWA CREEK BARDAL 71'10

PERF	BW	WW	EPDS	CE	BW	WW	YW	MILK
	90	700		2.5	3.2	61	109	23





18

WIWA CREEK LEGION 65'23

2353979 | JT 65L | APR 06 2023

S A V AMERICA 8018  
**S A V AMERICAN LEGION 0231**  
 S A V EMBLYNETTE 3628

S A V PRESIDENT 6847  
 S A V MADAME PRIDE 0075  
 S A V 707 RITO 9969  
 S A V EMBLYNETTE 7415  
 CONNEALY EARNAN 076E  
 E A ROSE 918  
 S A V HARVEST MOON 2244  
 WIWA CREEK BELLEMERE 240'12

BROOKING BANK NOTE 4040  
**DDGN BELLEMERE 909G**  
 WIWA CREEK BELLEMERE 1743

PERF	BW	WW	EPDS	CE	BW	WW	YW	MILK
	78	705		-0.5	3.3	70	120	22

19

WIWA CREEK LEGION 44'23

2353976 | JT 44L | MAR 29 2023

S A V AMERICA 8018  
**S A V AMERICAN LEGION 0231**  
 S A V EMBLYNETTE 3628

S A V PRESIDENT 6847  
 S A V MADAME PRIDE 0075  
 S A V 707 RITO 9969  
 S A V EMBLYNETTE 7415  
 YOUNG DALE NET TOUCH 36W  
 WIWA CREEK EVERGREEN 45'07  
 MVF WIDESPREAD 273P  
 WIWA CREEK TILDA 48G 109'01

WIWA CREEK NET WORTH 38'12  
**WIWA CREEK TILDA 434'14**  
 WIWA CREEK TILDA 617'06

PERF	BW	WW	EPDS	CE	BW	WW	YW	MILK
	87	710		0.5	3.4	58	103	22

20

WIWA CREEK LEGION 68'23

2353980 | JT 68L | APR 07 2023

S A V AMERICA 8018  
**S A V AMERICAN LEGION 0231**  
 S A V EMBLYNETTE 3628

S A V PRESIDENT 6847  
 S A V MADAME PRIDE 0075  
 S A V 707 RITO 9969  
 S A V EMBLYNETTE 7415  
 RITO 707 OF IDEAL 3407 7075  
 BR POLLY 8077-472  
 EASTONDALE KRUGERRAND 63'00  
 WIWA CREEK BELLEMERE 14B 25'97

S A V 707 RITO 9969  
**WIWA CREEK BELLEMERE 310'13**  
 WIWA CRK BELLEMERE 25G 306'03

PERF	BW	WW	EPDS	CE	BW	WW	YW	MILK
	87	695		-3.5	4.1	60	110	22

21

WIWA CREEK LEGION 78'23

2353982 | JT 78L | APR 10 2023

S A V AMERICA 8018  
**S A V AMERICAN LEGION 0231**  
 S A V EMBLYNETTE 3628

S A V PRESIDENT 6847  
 S A V MADAME PRIDE 0075  
 S A V 707 RITO 9969  
 S A V EMBLYNETTE 7415  
 SWITZ MONARCH 7R  
 WIWA CREEK ERICA 81'06  
 WIWA CREEK WIDESPREAD 628'06  
 YOUNG DALE KRISTINA 124S

WIWA CREEK MONARCH 53'08  
**WIWA CREEK KRISTINA 33'14**  
 WIWA CREEK KRISTINA 4'08

PERF	BW	WW	EPDS	CE	BW	WW	YW	MILK
	93	685		1.0	3.1	54	79	23

22

WIWA CREEK LEGION 98'23

2353984 | JT 98L | APR 19 2023

S A V AMERICA 8018  
**S A V AMERICAN LEGION 0231**  
 S A V EMBLYNETTE 3628

S A V PRESIDENT 6847  
 S A V MADAME PRIDE 0075  
 S A V 707 RITO 9969  
 S A V EMBLYNETTE 7415  
 S A V ANGUS VALLEY 1867  
 S A V BLACKBIRD 9057  
 SOO LINE SENATOR 501X  
 WIWA CREEK EVERGREEN 113'11

S A V ANGUS BEEF 3231  
**WIWA CREEK EVERGREEN 534'15**  
 WIWA CREEK EVERGREEN 343'13

PERF	BW	WW	EPDS	CE	BW	WW	YW	MILK
	91	675		1.5	3.5	64	105	23



Feature **23**

**WIWA CREEK ANGUS BEEF 87'23**

| PENDING | JT 87L | APR 16 2023 |



PERF	BW	WW	EPDS	CE	BW	WW	YW	MILK
82	685		4.5	2.9	53	89	27	

WIWA CREEK ANGUS BEEF 611'16  
**WALDNER ANGUS BEEF 007H**  
 WIWA CREEK KINOC TRY 1815

S A V ANGUS BEEF 3231  
**WIWA CREEK KINOC TRY 653'16**  
 B T R KINOC TRY BEAUTY 387

S A V ANGUS BEEF 3231  
 WIWA CREEK TILDA 422'14  
 PEAK DOT NO DOUBT 207D  
 WIWA CREEK KINOC TRY 653'16  
 S A V ANGUS VALLEY 1867  
 S A V BLACKBIRD 9057  
 S A V HARVESTOR 0338  
 B T R KINOC TRY BEAUTY 002

**24** | **WIWA CREEK TREND SETTER 9'23**

| 373818 | JT 9L | MAR 20 2023 |

BROOKING TREND SETTER 8025  
**WIWA CREEK TREND SETTER 2060**  
 WIWA CREEK BELLEMERE 644'16

S A V ANGUS BEEF 3231  
**WIWA CREEK TILDA 1741**  
 WIWA CREEK TILDA 318'13

BROOKING TRENDSPOTTER 6166  
 BROOKING MAUREEN EMILIE 350  
 S A V HARVEST MOON 2244  
 WIWA CREEK BELLEMERE 240'12  
 S A V ANGUS VALLEY 1867  
 S A V BLACKBIRD 9057  
 S A V 707 RITO 9969  
 WIWA CREEK TILDA 48G 109'01

PERF	BW	WW	EPDS	CE	BW	WW	YW	MILK
88	735		1.5	3.2	57	103	24	

**25** | **WIWA CREEK TREND SETTER 36'23**

| 373824 | JT 36L | MAR 16 2023 |

BROOKING TREND SETTER 8025  
**WIWA CREEK TREND SETTER 2060**  
 WIWA CREEK BELLEMERE 644'16

SOO LINE SENATOR 501X  
**WIWA CREEK ERICA 3'16**  
 WIWA CREEK ERICA 40'08

BROOKING TRENDSPOTTER 6166  
 BROOKING MAUREEN EMILIE 350  
 S A V HARVEST MOON 2244  
 WIWA CREEK BELLEMERE 240'12  
 S A V BISMARCK 5682  
 WERNER ROYAL LASS 4218  
 SWITZ MONARCH 7R  
 WIWA CREEK ERICA 150D 40'00

PERF	BW	WW	EPDS	CE	BW	WW	YW	MILK
92	711		0.5	4.1	55	92	26	





## 26 | WIWA CREEK TREND SETTER 31'23

| 373823 | JT 31L | MAR 26 2023 |

BROOKING TREND SETTER 8025  
**WIWA CREEK TREND SETTER 2060**  
 WIWA CREEK BELLEMERE 644'16

S A V HARVEST MOON 2244  
**WIWA CREEK FAVORITE 1752**  
 WIWA CREEK FAVORITE 116'11

BROOKING TRENDSPOッター 6166  
 BROOKING MAUREEN EMILIE 350  
 S A V HARVEST MOON 2244  
 WIWA CREEK BELLEMERE 240'12  
 S A V HARVESTOR 0338  
 S A V PRIMROSE 9827  
 WIWA CREEK MONARCH 53'08  
 WIWA CREEK FAVORITE 632'06

PERF	BW	WW	EPDS	CE	BW	WW	YW	MILK
93	768		1.0	4.3	66	109	29	



## 27 | WIWA CREEK TREND SETTER 61'23

| 373827 | JT 61L | APR 05 2023 |

BROOKING TREND SETTER 8025  
**WIWA CREEK TREND SETTER 2060**  
 WIWA CREEK BELLEMERE 644'16

BAR-H NU BALANCE 143D  
**BAR-H RITA 94F**  
 BAR-H GLORIA 145D

BROOKING TRENDSPOッター 6166  
 BROOKING MAUREEN EMILIE 350  
 S A V HARVEST MOON 2244  
 WIWA CREEK BELLEMERE 240'12  
 S SUMMIT 956  
 HF TIBBIE 93U  
 S OPEN COUNTRY 454  
 BH EVEING TINGE 68Y

PERF	BW	WW	EPDS	CE	BW	WW	YW	MILK
90	762		3.0	2.6	65	112	25	

## 28 | WIWA CREEK TREND SETTER 75'23

| 373828 | JT 75L | APR 09 2023 |

BROOKING TREND SETTER 8025  
**WIWA CREEK TREND SETTER 2060**  
 WIWA CREEK BELLEMERE 644'16

S A V HARVEST MOON 2244  
**WIWA CREEK BELLEMERE 555'15**  
 WIWA CREEK BELLEMERE 240'12

BROOKING TRENDSPOッター 6166  
 BROOKING MAUREEN EMILIE 350  
 S A V HARVEST MOON 2244  
 WIWA CREEK BELLEMERE 240'12  
 S A V HARVESTOR 0338  
 S A V PRIMROSE 9827  
 WIWA CREEK MONARCH 53'08  
 WIWA CREEK BELLEMERE 630'06

PERF	BW	WW	EPDS	CE	BW	WW	YW	MILK
87	690		0.0	4.4	66	100	27	

## 29 | WIWA CREEK TREND SETTER 82'23

| 373829 | JT 82L | APR 12 2023 |

BROOKING TREND SETTER 8025  
**WIWA CREEK TREND SETTER 2060**  
 WIWA CREEK BELLEMERE 644'16

S A V HARVEST MOON 2244  
**WIWA CREEK TILDA 1755**  
 WIWA CREEK TILDA 118'11

BROOKING TRENDSPOッター 6166  
 BROOKING MAUREEN EMILIE 350  
 S A V HARVEST MOON 2244  
 WIWA CREEK BELLEMERE 240'12  
 S A V HARVESTOR 0338  
 S A V PRIMROSE 9827  
 WIWA CREEK MONARCH 53'08  
 WIWA CREEK TILDA 617'06

PERF	BW	WW	EPDS	CE	BW	WW	YW	MILK
86	694		1.0	4.1	60	100	27	

## 30 | WIWA CREEK TREND SETTER 104'23

| 373830 | JT 104L | APR 21 2023 |

PERF	BW	WW	EPDS	CE	BW	WW	YW	MILK
77	685							

BROOKING TREND SETTER 8025  
**WIWA CREEK TREND SETTER 2060**  
 WIWA CREEK BELLEMERE 644'16

GLENNIE PRIME CUT 4A  
**GLENNIE M'BROOK LASS 40H**  
 GLENNIE M'BROOK LASS 7U

BROOKING TRENDSPOッター 6166  
 BROOKING MAUREEN EMILIE 350  
 S A V HARVEST MOON 2244  
 WIWA CREEK BELLEMERE 240'12  
 BASIN PRIME CUT 354K  
 GLENNIE KATINKA 2W  
 R&J ATLAS 3201  
 GLENNIE M'BROOK LASS 34B





### 31 | SWITZER PRIME CUT 106L

| 2329250 | BGS 106L | APR 09 2023 |

GLENNIE PRIME CUT 4A  
**GLENNIE PC 33F**  
 GLENNIE KATINKA 48A

WIWA CREEK DENSITY 35'15  
**SWITZER ERICA 60E**  
 SWITZ ERICA 60W

BASIN PRIME CUT 354K  
 GLENNIE KATINKA 2W  
 S A V KING OF MOUNTAIN 8200  
 GLENNIE KATINKA 18S  
 THUNDER CREEK DENSITY 40Y  
 WIWA CREEK BLACKBIRD 83'12  
 SANDY BAR BARDOLENE 64P  
 SWITZ ERICA 62P

PERF	BW	WW	EPDS	CE	BW	WW	YW	MILK
87	687		4.0	1.3	58	92	16	

### 32 | SWITZER PRIME CUT 17L

| 2329296 | BGS 17L | APR 04 2023 |

GLENNIE PRIME CUT 4A  
**GLENNIE PC 33F**  
 GLENNIE KATINKA 48A

YOUNG DALE YOHAN 18E  
**SWITZER GOLD LUCY 17G**  
 SWITZ GOLD LUCY 17Y

BASIN PRIME CUT 354K  
 GLENNIE KATINKA 2W  
 S A V KING OF MOUNTAIN 8200  
 GLENNIE KATINKA 18S  
 YOUNG DALE CHALLENGER 2C  
 YOUNG DALE GRACE 129C  
 SHARP MONARCH 56M  
 SWITZ GOLD LUCY 57M

PERF	BW	WW	EPDS	CE	BW	WW	YW	MILK
85	687		5.0	0.7	60	94	18	

### 33 | SWITZER PRIME CUT 45L

| 2329281 | BGS 45L | APR 06 2023 |



SWITZER PRIME CUT 45L



GLENNIE PRIME CUT 4A - GRANDSIRE

PERF	BW	WW
90	683	

EPDS	CE	BW	WW
	2.0	1.9	58
	YW	MILK	
	91	17	

GLENNIE PRIME CUT 4A  
**GLENNIE PC 33F**  
 GLENNIE KATINKA 48A

BASIN PRIME CUT 354K  
 GLENNIE KATINKA 2W  
 S A V KING OF MOUNTAIN 8200  
 GLENNIE KATINKA 18S

TOWN N COUNTRY GEROY 7A  
**SWITZER MAYFLOWER 45F**  
 SWITZ MAYFLOWER 48Z

WIWA CREEK ESCALADE 815'08  
 TOWN N COUNTRY LOLA 10Y  
 WIWA CREEK RITO 71'08  
 SWITZ MAYFLOWER 48N



# Feature 34

## SWITZER PRIME CUT 51L

| 2329225 | BGS 51L | APR 20 2023 |



PERF	BW	WW	EPDS	CE	BW	WW	YW	MILK
	87	718		2.0	1.7	58	92	18

GLENNIE PRIME CUT 4A  
**GLENNIE PC 33F**  
 GLENNIE KATINKA 48A  
  
 SOO LINE ENTOURAGE 8419  
**SWITZER BELLEMERE 51C**  
 SWITZ BELLEMERE 105Y

BASIN PRIME CUT 354K  
 GLENNIE KATINKA 2W  
 S A V KING OF MOUNTAIN 8200  
 GLENNIE KATINKA 18S  
 SOO LINE YELLOWSTONE 6344  
 GEIS PRIDE 114'99  
 WIWA CREEK FULLBACK 19'07  
 SWITZ BELLEMERE 115S



GLENNIE PRIME CUT 4A - GRANDSIRE

# 35

## SWITZER PRIME CUT 62L

| 2329217 | BGS 62L | APR 13 2023 |

GLENNIE PRIME CUT 4A  
**GLENNIE PC 33F**  
 GLENNIE KATINKA 48A  
  
 SOO LINE ENTOURAGE 8419  
**SWITZER ERICA 62B**  
 SWITZ ERICA 82Y

BASIN PRIME CUT 354K  
 GLENNIE KATINKA 2W  
 S A V KING OF MOUNTAIN 8200  
 GLENNIE KATINKA 18S  
 SOO LINE YELLOWSTONE 6344  
 GEIS PRIDE 114'99  
 WIWA CREEK FULLBACK 19'07  
 SWITZ ERICA 62P

PERF	BW	WW	EPDS	CE	BW	WW	YW	MILK
	88	683		3.0	1.5	57	90	21

# 36

## SWITZER PRIME CUT 69L

| 2329321 | BGS 69L | APR 04 2023 |

GLENNIE PRIME CUT 4A  
**GLENNIE PC 33F**  
 GLENNIE KATINKA 48A  
  
 YOUNG DALE YOCHAN 18E  
**SWITZER BARDAL 69H**  
 SWITZ BARDAL 69T

BASIN PRIME CUT 354K  
 GLENNIE KATINKA 2W  
 S A V KING OF MOUNTAIN 8200  
 GLENNIE KATINKA 18S  
 YOUNG DALE CHALLENGER 2C  
 YOUNG DALE GRACE 129C  
 SHARP MONARCH 56M  
 SWITZ BARDAL 9P

PERF	BW	WW	EPDS	CE	BW	WW	YW	MILK
	90	662		6.0	0.3	58	91	18



# Feature 37

## SWITZER CANADA 78L

| 2329220 | BGS 78L | MAR 29 2023 |



PERF	BW	WW	EPDS	CE	BW	WW	YW	MILK
	92	710		0.0	4.0	54	89	23

LAZY JB TOLD YA SO 6225  
**WIWA CREEK TOLD YA SO 1905**  
 WIWA CREEK JAYDE 126'11

BRUSETT WISDOM 207Z  
**SWITZER BARDETTA 78B**  
 SWITZ BARDETTA 78W

KR O CANADA  
 LAZY JB QUEEN 225  
 SOO LINE MOTIVE 9016  
 WIWA CREEK JAYDE 730'07  
 SITZ WISDOM 481T  
 BRUSETT LONETREE U207  
 SHARP MONARCH 56M  
 SWITZ BARDETTA 28N



LAZY JB TOLD YA SO 6225 - GRANDSIRE

# 38 | SWITZER CANADA 103L

| 2329317 | BGS 103L | MAR 28 2023 |

LAZY JB TOLD YA SO 6225  
**WIWA CREEK TOLD YA SO 1905**  
 WIWA CREEK JAYDE 126'11

TOWN N COUNTRY GER0Y 7A  
**SWITZER GOLD LUCY 103G**  
 SWITZER GOLD LUCY 23B

KR O CANADA  
 LAZY JB QUEEN 225  
 SOO LINE MOTIVE 9016  
 WIWA CREEK JAYDE 730'07  
 WIWA CREEK ESCALADE 815'08  
 TOWN N COUNTRY LOLA 10Y  
 BRUSETT WISDOM 207Z  
 SWITZ GOLD LUCY 17Y

PERF	BW	WW	EPDS	CE	BW	WW	YW	MILK
	90	662		2.0	3.2	48	80	18

# 39 | SWITZER YOHAN 118L

| 2329323 | BGS 118L | APR 09 2023 |

YOUNG DALE CHALLENGER 2C  
**YOUNG DALE YOHAN 18E**  
 YOUNG DALE GRACE 129C

PERROT STUDFINDER 55D  
**SWITZER TILDA 118H**  
 SWITZER TILDA 18C

YOUNG DALE ABSOLUTE 113A  
 YOUNG DALE ELBA 58A  
 YOUNG DALE PAN 96Z  
 YOUNG DALE GRACE 124X  
 S A V ANGUS BEEF 3231  
 ANNA'S KEEPSAKE 9P  
 SOO LINE ENTOURAGE 8419  
 SWITZ TILDA 38X

PERF	BW	WW	EPDS	CE	BW	WW	YW	MILK
	82	655		10.0	-0.3	48	76	19





40

**SWITZER YOHAN 125L**

| 2329234 | BGS 125L | MAR 30 2023 |

YOUNG DALE CHALLENGER 2C  
**YOUNG DALE YOHAN 18E**  
 YOUNG DALE GRACE 129C

YOUNG DALE ABSOLUTE 113A  
 YOUNG DALE ELBA 58A  
 YOUNG DALE PAN 96Z  
 YOUNG DALE GRACE 124X  
 S A V 707 RITO 9969  
 BAR D K ERROLINE 2'05  
 SOO LINE ENTOURAGE 8419  
 SWITZ ROSALIND 5U

BAR D K RANCH HAND 12'14  
**SWITZER ROSALIND 125D**  
 SWITZER ROSALIND 5A

PERF	BW	WW	EPDS	CE	BW	WW	YW	MILK
	83	672		6.0	0.5	54	89	17

41

**SWITZER YOHAN 190L**

| 2329248 | BGS 190L | APR 01 2023 |

YOUNG DALE CHALLENGER 2C  
**YOUNG DALE YOHAN 18E**  
 YOUNG DALE GRACE 129C

YOUNG DALE ABSOLUTE 113A  
 YOUNG DALE ELBA 58A  
 YOUNG DALE PAN 96Z  
 YOUNG DALE GRACE 124X  
 WIWA CREEK ESCALADE 815'08  
 TOWN N COUNTRY LOLA 10Y  
 WIWA CREEK FULLBACK 19'07  
 SWITZ ERICA 92P

TOWN N COUNTRY GERoy 7A  
**SWITZER ERICA 190D**  
 SWITZ ERICA 90Y

PERF	BW	WW	EPDS	CE	BW	WW	YW	MILK
	81	658		10.0	-0.4	46	73	19

42

**SWITZER YOHAN 79L**

| 2329251 | BGS 79L | APR 11 2023 |

YOUNG DALE CHALLENGER 2C  
**YOUNG DALE YOHAN 18E**  
 YOUNG DALE GRACE 129C

YOUNG DALE ABSOLUTE 113A  
 YOUNG DALE ELBA 58A  
 YOUNG DALE PAN 96Z  
 YOUNG DALE GRACE 124X  
 WIWA CREEK ESCALADE 815'08  
 TOWN N COUNTRY LOLA 10Y  
 WIWA CREEK RITO 71'08  
 SWITZ GOLD LUCY 76T

TOWN N COUNTRY GERoy 7A  
**SWITZER GOLD LUCY 79E**  
 SWITZER GOLD LUCY 67Z

PERF	BW	WW	EPDS	CE	BW	WW	YW	MILK
	86	682		8.0	0.4	48	75	18



43

**SWITZER YOHAN 85L**

| 2329313 | BGS 85L | APR 05 2023 |

YOUNG DALE CHALLENGER 2C  
**YOUNG DALE YOHAN 18E**  
 YOUNG DALE GRACE 129C

YOUNG DALE ABSOLUTE 113A  
 YOUNG DALE ELBA 58A  
 YOUNG DALE PAN 96Z  
 YOUNG DALE GRACE 124X  
 S A V ANGUS BEEF 3231  
 ANNA'S KEEPSAKE 9P  
 SOO LINE ENTOURAGE 8419  
 SWITZ BARDETTA 28N

PERROT STUDFINDER 55D  
**SWITZER BARDETTA 85G**  
 SWITZER BARDETTA 28A

PERF	BW	WW	EPDS	CE	BW	WW	YW	MILK
	83	691		9.0	0.0	53	83	20



## IN MEMORY OF BOB SWITZER - SANDY BAR ANGUS



*Bob Switzer*

We lost a true Ambassador of the Angus breed this past February that shook not only the Angus world but the livestock industry as a whole. Bob was a tireless advocate of the Angus breed for decades and it was his involvement in the leg work of putting together Angus calf sales when that option wasn't readily available across Saskatchewan.

The Short Grass sale was started with Bob Switzer, Ian Gross and John Frank back in 1979 as the demand for Angus bulls continued to grow.

Best of all Bob was always a great friend and mentor, many miles and hours spent together which we will always appreciate.


Rest easy Bob the Angus world is in good hands.











---

# NOTES

---



CASTLEROCK MARKETING  
Box 415  
Swift Current, SK  
S9H 3V8

# WIWA CREEK



Φ